



# Basic Equipment Parts Breakdown

*by-Unit & Lights Type*

UPDATED 2026 | V.01

CUSTOM DELI'S INC.



# Ordering Parts

## SUBMIT AN INQUIRY

Once you have located the part(s) you need, please keep note of the **PART NUMBER**. We will need to know the exact part number to ensure the correct items are ordered.

To begin your parts order, use either method listed below:

### 1. Submit an Inquiry on our Website

This is the easiest way to ensure we have all information for your part order. Once we receive your request, we will follow up with details, pricing, and payment for the order.

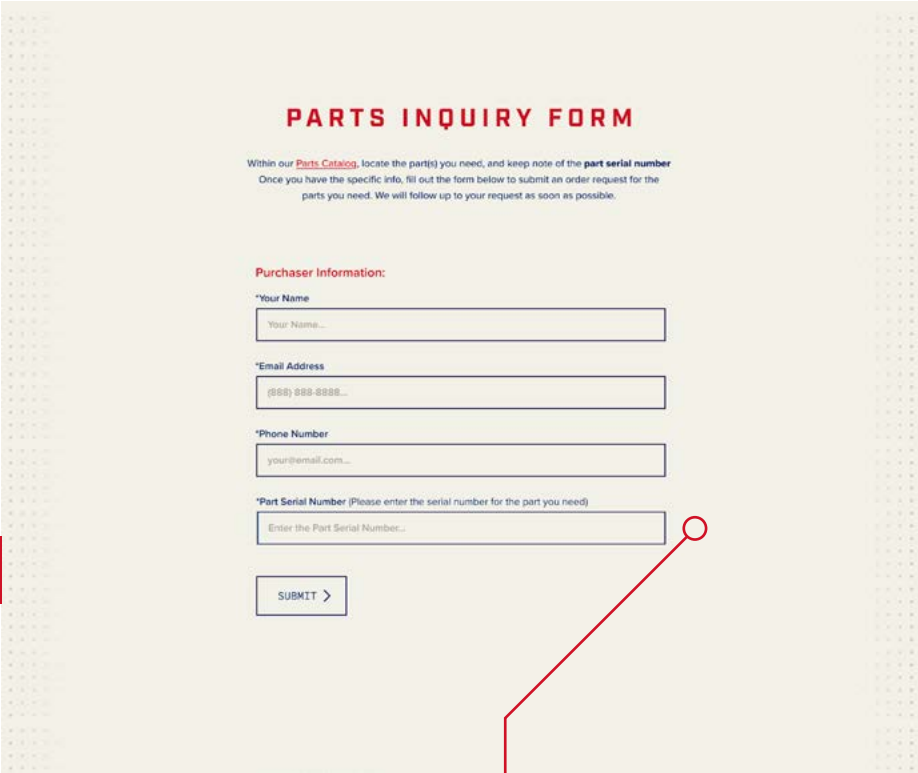
[www.customdelisinc.com/parts](http://www.customdelisinc.com/parts)

(see adjacent example of the Parts Inquiry Form page on our website)

### 2. Send us an Email

You may also send your Part Order Inquiry to the email below. Please be sure to include the **part number(s)** of the items you need.

[partorders@customdelisinc.com](mailto:partorders@customdelisinc.com)



Need Help locating part numbers? call us at (800) 275-3159 and provide the serial number for the unit you are working. You may also email us with your request

## PAYMENT & SHIPPING

Once we have received your inquiry, we will follow up with next steps regarding your quote, payment and delivery.

We accept major credit cards (Visa, MasterCard, etc.). If you would like to apply for an account we will send you a credit application.

Stock parts usually ship 1 or 2 days by UPS or FedEx. Specially manufactured parts usually ship out between 1-3 weeks.



## Parts Breakdown Contents

### UNITS WITH LED LIGHTS

PG

4' Multi-Deck 122	05
8' Multi-Deck 122	07
Remote Heated Display Unit 123	09
High Volume Island 137	11
6' Hot Case Self-Service 135	13
8' Hot Case Self-Service 135	16
4' Multi-Deck Tall 124	19
8' Multi-Deck Tall 124 (With Door)	21
8' Multi-Deck Tall 124 (No Door)	24

### UNITS WITH FLUORESCENT LIGHTS

PG

4' Multi-Deck 122	27
8' Multi-Deck 122	29
Remote Heated Display Unit 123	31
High Volume Island 137	33
8' Multi-Deck Tall 124 (With Door)	35
8' Multi-Deck Tall 124 (No Door)	37
6' Hot Case-R 101	39
8' Hot Case-R 101	42
8' Multi-Deck 132	45

**\*PLEASE NOTE:**

The parts breakdown for this unit is dependent on the type of lights your unit uses. Please ensure you are viewing the correct parts list before submitting a parts order inquiry.



*Parts List for Units with*  
**LED LIGHTS**

<b>UNITS WITH LED LIGHTS</b>	<b>PG</b>
4' Multi-Deck 122	05
8' Multi-Deck 122	07
Remote Heated Display Unit 123	09
High Volume Island 137	11
6' Hot Case Self-Service 135	13
8' Hot Case Self-Service 135	16
4' Multi-Deck Tall 124	19
8' Multi-Deck Tall 124 (With Door)	21
8' Multi-Deck Tall 124 (No Door)	24



**BASIC EQUIPMENT PARTS BREAKDOWN**  
for **Units with LED LIGHTS**

**4' MULTI-DECK 122** with **LED** lights

PART NUMBER	QTY	DESCRIPTION
CDI-594	1	QUARTZ HEATER TUBE- 500 WATT- 38 1/4" LONG- GOLD TOP
CDI-773	2	QUARTZ HEATER TUBE - 200 WATT - 38 1/4 GOLD - 208 VOLT FOR - UNDER THE SHELF
CDI-47	3	QUARTZ LAMP SOCKETS SET
CDI-740	2	MALE PLUG YELLOW
CDI-741	2	FEMALE PLUG (SMALL) - YELLOW
CDI-200-4PIN	3	MALE & FEMALE PLUG IN RECEPTACLE FOR SHELF 4 PIN - Quartz Heater
CDI-200-5PIN	2	MALE & FEMALE PLUG IN RECEPTACLE FOR SHELF 5 PIN - Lights
CDI-652-16	1	ELEMENT ROPE 800 WATTS - TOP SHELF - 16"
CDI-652-19	1	ELEMENT ROPE 800 WATTS - MIDDLE SHELF - 19"
CDI-700-B	1	ELEMENT 800 WATT 208 VOLT - ROPE - FOIL BACK & HEAT SINK - BOTTOM DECK
CDI-819	1	HOT DECK COMPLETE - ELEMENT 800 WATT 208 VOLT, PROBE, AND PANE
CDI-801-4	1	LEXAN HEAT SHIELD - TOP
CDI-683	2	LEXAN HEAT SHIELD/PRODUCT STOPPER - SHELF
CDI-684	1	LEXAN HEAT SHIELD/PRODUCT STOPPER - BOTTOM
CDI-709-B	1	SLIDING REAR DOOR-BIG LEFT
CDI-709-B-S	1	SLIDING REAR DOOR-BIG RIGHT W/SWIPE
CDI-835	1	DOOR SWIPE - TOP SECTION
CDI-53	3	SLIDING DOOR HANDLE WITH SCREWS
CDI-11	FT	GASKET, DOOR (OS) "E"
CDI-495	2	E- GASKET (OS) "E" WITH RETAINER
CDI-1008	1	4' MD -BUMPER W/RETAINER
CDI-936-L	1	4' MD SOLID END - LEFT

*Parts Breakdown Continued on Next Page >*



**BASIC EQUIPMENT PARTS BREAKDOWN**  
for **Units with LED LIGHTS**

**4' MULTI-DECK 122** with **LED** lights (cont.)

PART NUMBER	QTY	DESCRIPTION
CDI-936-R	1	4' MD SOLID END - RIGHT
CDI-249	3	SOLID STATE RELAYS
CDI-439	3	THERMO COUPLER SENSOR (PROBE) 72 "
CDI-10	1	FUSES, 15 AMP
CDI-15	1	HOLDER, FUSE
CDI-395	1	ROCKER SWITCH WITH RED INDICATOR LIGHT 17 AMP
CDI-572	1	POWER SWITCH - TYCO 40 AMP (3 POLE) BLACK
CDI-611	1	POWER SWITCH - TYCO 30A AMP (2 POLE) BLACK
CDI-895	9	3/4 SPACER WITH SCREW
CDI-651-4-1	1	RED LION PXU KEYPAD CONTROLLER - 4' MULTI-DECK-122 UNIT - ZONE #1 - TOP SHELF
CDI-651-4-2	1	RED LION PXU KEYPAD CONTROLLER - 4' MULTI-DECK-122 UNIT - ZONE #2 - MIDDLE SHELF
CDI-651-4-3	1	RED LION PXU KEYPAD CONTROLLER - 4' MULTI-DECK-122 UNIT - ZONE #3 - BOTTOM DECK
CDI-963	4	METAL SNAP IN BRACKET W/SCREWS FOR LED LIGHTS
CDI-929	3	40" LED LIGHTS CLEAR TUBE
CDI-910	1	DRIVER FOR LED LIGHTS
CDI-911	2	LED CORD TOP LINER
CDI-937	2	LED CORD SHELF
CDI-927	2	LED FEMALE WALL SOCKET
CDI-912	4	RETAINER FOR LED PLUG
CDI-767-16-LED	1	16" SHELF COMPLETE - WITH LED LIGH
CDI-767-19-LED	1	19" SHELF COMPLETE W/LED LIGHT



**BASIC EQUIPMENT PARTS BREAKDOWN**  
for **Units with LED LIGHTS**

**8' MULTI-DECK 122** with **LED** lights

PART NUMBER	QTY	DESCRIPTION
CDI-929	6	40" LED LIGHTS CLEAR TUBE
CDI-910	2	DRIVER FOR LED LIGHTS
CDI-912	5	RETAINER FOR LED PLUG
CDI-937	1	LED CORD FOR SHELF LED LIGHT
CDI-927	4	LED FEMALE WALL SOCKET
CDI-911	4	LED CORD FOR TOP LINER LED LIGHTS
CDI-740	4	MALE PLUG YELLOW
CDI-741	4	FEMALE PLUG (SMALL) - YELLOW
CDI-200-4PIN	2	MALE & FEMALE PLUG IN RECEPTACLE FOR SHELF 4 PIN - quartz heater
CDI-200-5PIN	2	MALE & FEMALE PLUG IN RECEPTACLE FOR SHELF 5 PIN - lights
CDI-652-16	2	ELEMENT- TOP SHELF 16"
CDI-652-19	2	ELEMENT - MIDDLE SHELF 19"
CDI-700-8-B	2	ELEMENT 800 WATT 208 VOLT - ROPE - FOIL BACK & HEAT SINK - <b>BOTTOM DECK</b> - 8' MD-122
CDI-819-122	2	HOT DECK COMPLETE - ELEMENT 800 WATT 208 VOLT, PROBE, AND PANEL - 8' MD-122
CDI-801-8	1	TOP LEXAN HEAT SHIELD
CDI-683	4	LEXAN / PRODUCT STOPPER
CDI-806	1	LEXAN-PRODUCT STOPPER
CDI-895	15	SPACER & SCREWS
CDI-651-8-1	1	RED LION CONTROLLER-TOP LEFT SHELF ZONE#1
CDI-651-8-2	1	RED LION CONTROLLER- RIGHT SHEF ZONE#2
CDI-651-8-3	1	RED LION CONTROLLER- MIDDLE LEFT ZONE#3
CDI-651-8-4	1	RED LION CONTROLLER-MIDDLE RIGHT ZONE#4

*Parts Breakdown Continued on Next Page >*



**BASIC EQUIPMENT PARTS BREAKDOWN**  
for **Units with LED LIGHTS**

**8' MULTI-DECK 122** with **LED** lights (cont.)

PART NUMBER	QTY	DESCRIPTION
CDI-651-8-5	1	RED LION CONTROLLER-LEFT BOTTOM ZONE#5
CDI-651-8-6	1	RED LION CONTROLLER-RIGHT BOTTOM ZONE#6
CDI-828-T	2	DOOR TRACK-TOP SECTION
CDI-828-B	2	DOOR TRACK-BOTTOM SECTION
CDI-718-LB	1	SLIDING REAR DOOR FOR 8' MULTI-DECK -122 - LEFT SIDE - BIGGER - SINCE 2019
CDI-718-RB	1	SLIDING REAR DOOR FOR 8' MULTI-DECK -122 - RIGHT SIDE - BIGGER SINCE 2019
CDI-718-MSLB	1	SLIDING REAR DOOR FOR 8' MULTI-DECK -122 - MIDDLE LEFT SIDE W/SWIPE- BIGGER SINCE 2019
CDI-718-MSRB	1	SLIDING REAR DOOR FOR 8' MULTI-DECK -122 - MIDDLE RIGHT SIDE W/SWIPE - BIGGER SINCE 2019
CDI-767-16-LED-L	1	4'MD & 8' MD E2-V 16" SHELVE COMPLETE - WITH LED LIGHT
CDI-767-16-LED-R	1	4'MD & 8' MD E2-V 16" SHELVE COMPLETE - WITH LED LIGHT
CDI-767-19-LED-L	1	19" SHELVE COMPLETE W/LED LIGHT LEFT
CDI-767-19-LED-R	1	19" SHELVE COMPLETE W/LED LIGHT RIGHT
CDI-1026	2	16" S/S SHELF COVER FOR 4' MD & 8' MD-122
CDI-1027	2	19" S/S SHELF COVER FOR 4' MD & 8' MD-122



**BASIC EQUIPMENT PARTS BREAKDOWN**  
for **Units with LED LIGHTS**

**REMOTE HEATED DISPLAY UNIT 123** with **LED** lights

PART NUMBER	QTY	DESCRIPTION
CDI-663	2	ELEMENT ROPE 800 WATTS - SHELF
CDI-662	2	ELEMENT ROPE 800 WATTS - DECK
CDI-249	4	SOLID STATE RELAYS
CDI-439	4	THERMO COUPLER SENSOR (PROBE) 72 "
CDI-665	6	QUARTZ HEATER TUBE - 300 WATT - 26" LONG
CDI-47	6	QUARTZ LAMP SOCKETS SET FOR 100 OR 150 WATT (1) Set WITH WIRE NUTS
CDI-572	1	POWER SWITCH - TYCO 40 AMP (3 POLE) BLACK
CDI-611	1	POWER SWITCH - TYCO 30A AMP (2 POLE) BLACK
CDI-395	1	ROCKER SWITCH WITH RED INDICATOR LIGHT 17 AMP
CDI-10	1	FUSES, 15 AMP
CDI-15	1	HOLDER, FUSE
CDI-740	2	MALE PLUG YELLOW
CDI-741	2	FEMALE PLUG (SMALL) - YELLOW
CDI-684	2	LEXAN HEAT SHIELD/PRODUCT STOPPER - BOTTOM
CDI-200-4PIN	2	MALE & FEMALE PLUG IN RECEPTACLE FOR SHELF 4 PIN
CDI-200-5PIN	2	MALE & FEMALE PLUG IN RECEPTACLE FOR SHELF 5 PIN
CDI-694	1	LIFTCOVER -WPG2-BK
CDI-695	1	TURNLOCK FLANGED INLET - MALE PLUG
CDI-685	1	MAIN POWER PLUG (FEMALE)
CDI-736	2	DOOR COMPLETE WITH KEY
CDI-697	2	LEXAN HEAT SHEILD /PRODUCT STOPPER COMPELTE - SHELF
CDI-698	2	LEXAN HEAT SHEILD /PRODUCT STOPPER - BOTTOM

*Parts Breakdown Continued on Next Page >*



**BASIC EQUIPMENT PARTS BREAKDOWN**  
for **Units with LED LIGHTS**

**REMOTE HEATED DISPLAY UNIT 123** with **LED** lights (cont.)

PART NUMBER	QTY	DESCRIPTION
CDI-895	12	3/4 SPACER WITH SCREW FOR ALL UNITS
CDI-816	1	RESKIN LINER KIT (TOP & BOTTOM ) WITH SCREWS & SILICONE
CDI-260	2	SET OF KEYS
CDI-262	2	LOCK & KEY
CDI-886	1	TOP LINER COMPLETE
CDI-838	4	SIDE PANEL WITH SCREWS
CDI-701	4	SIDE GLASS TAKES (2) PER SIDE - TOTAL (4) - 18 5/8 X 27 1/2
CDI-942	4	CHROME CHANNEL SET FOR SIDE GLASS
CDI-821	1	SUPER INSULATION 30 1/2 X 44 1/2
CDI-822	1	GLASS INSULATION 30 1/2 X 44 1/2
CDI-250-2	30 FT	2" BOSTON BUMPER - BLACK
CDI-730-2	4	2" 90 DEGREE CORNER BLACK BUMPER
CDI-976	1	RETAINER HOLDER FOR THE BASKET W/4 SCREWS
CDI-755	1	BASKET
CDI-930	6	23" LED LIGHTS CLEAR TUBE
CDI-910	2	DRIVER FOR LED LIGHTS
CDI-927	2	LED FEMALE WALL SOCKET
CDI-937	2	LED CORD FOR SHELF LED LIGHT
CDI-961	6	23" LED FIXTURE
CDI-679-LED	6	TOP SHELF COMPELTE



**BASIC EQUIPMENT PARTS BREAKDOWN**  
for **Units with LED LIGHTS**



**HIGH VOLUME ISLAND 137** with **LED** lights

PART NUMBER	QTY	DESCRIPTION
CDI-572	1	POWER SWITCH - TYCO 40 AMP (3 POLE) BLACK
CDI-611	1	POWER SWITCH - TYCO 30 AMP (2 POLE) BLACK
CDI-395	1	ROCKER SWITCH
CDI-10	1	FUSES, 15 AMP
CDI-15	1	HOLDER, FUSE
CDI-249	6	SOLID STATE RELAYS
CDI-257	6	THERMO COUPLER SENSOR (PROBE) - 144"
CDI-200-5PIN	4	MALE & FEMALE PLUG IN RECEPTACLE FOR SHELF 5 PIN
CDI-740	4	MALE PLUG YELLOW
CDI-741	4	FEMALE PLUG (SMALL) - YELLOW
CDI-910	1	DRIVER FOR LED LIGHTS
CDI-929	4	40" LED LIGHTS CLEAR TUBE
CDI-911	4	LED CORD FOR TOP LINER LED LIGHTS
CDI-937	4	LED CORD FOR SHELF LED LIGHT
CDI-927	4	LED FEMALE WALL SOCKET
CDI-912	4	RETAINER FOR LED PLUG
CDI-963	8	METAL SNAP IN BRACKET W/SCREWS FOR LED LIGHTS
CDI-896	4	QUARTZ HEATER TUBE - 400 WATT 54"
CDI-1034	8	QUARTZ HEATER TUBE- 200 WATT 12"
CDI-47	6	QUARTZ SOCKETS
CDI-250	FT	1" BOSTON BUMPER - BLACK
CDI-730	FT	1" 90 DEGREE CORNER BLACK BUMPER

*Parts Breakdown Continued on Next Page >*



**BASIC EQUIPMENT PARTS BREAKDOWN**  
for **Units with LED LIGHTS**

**HIGH VOLUME ISLAND 137** with **LED** lights (cont.)

PART NUMBER	QTY	DESCRIPTION
CDI-943	2	LEXAN BOTTOM - #1 LONG SIDE
CDI-944	2	LEXAN BOTTOM - #2 SHORT SIDE
CDI-945-T	2	LEXAN TOP #2 - LONG SIDE
CDI-946-T	2	LEXAN TOP -#2 - SHORT SIDE
CDI-945-S	2	LEXAN MIDDLE SHELF #2 - LONG SIDE
CDI-946-S	2	LEXAN MIDDLE SHELF -#2 - SHORT SIDE
CDI-895	42	3/4 SPACER WITH SCREW
CDI-893	4	ELEMENT 500 WATT - 208 VOLT FOR HV WARMER - TOP SECTION
CDI-894	2	ELEMENT 800 WATT - 208 VOLT FOR HV WAMER - BOTTOM SECTION
CDI-260	1	SET OF KEYS
CDI-262	1	LOCK & KEY
CDI-240-HV	1	HV WARMER DOOR COMPLETE
CDI-383	4	CAUTION HOT LABEL - ENGLISH - Large
CDI-383-S	4	CAUTION HOT LABEL - SPANISH - small
CDI-880	4	CAUTION HOT LABLE - HAND - SURFACE
CDI-1001	1	CAUTION : PACAKAGE IS HOT
CDI-964-S	4	RED LION PXUKEYPAD CONTROLLER -ZONE 1-4
CDI-964-D	2	RED LION PXUKEYPAD CONTROLLER - ZONE 5-6



**BASIC EQUIPMENT PARTS BREAKDOWN**  
for **Units with LED LIGHTS**

**6' HOT CASE SELF-SERVICE 135** with **LED** lights

PART NUMBER	QTY	DESCRIPTION
CDI-951	1	LEXAN HEAT SHIELD - MIDDLE 69" - 6' HOT-SVC-135
CDI-952	1	LEXAN HEAT SHIELD/PRODUCT STOPPER - BOTTOM 69" - 6' HOT SVC-135
CDI-953	2	LEXAN HEAT SHIELD /PRODUCT STOPPER- SHELF 33 5/8 - 6' HOT SVC-135
CDI-895	12	3/4 SPACER WITH SCREW FOR ALL UNITS
CDI-249	7	SOLID STATE RELAYS
CDI-257	5	THERMO COUPLER SENSOR (PROBE) - 144" FOR TOP
CDI-439	2	THERMO COUPLER SENSOR (PROBE) - 144" FOR TOP
CDI-572	1	POWER SWITCH - TYCO 40 AMP (3 POLE)
CDI-611	1	POWER SWITCH - TYCO 30 AMP (2 POLE)
CDI-395	1	ROCKER SWITCH 17 AMP
CDI-826	1	QUARTZ HEATER TUBE - 1200 WAT T - 60" GOLD
<b>USE IN 2022</b>		
CDI-967	2	QUARTZ HEATER TUBE - 700 WATT- 28 1/2" - GOLD FOR 6' HOT-135
CDI-558	1	QUARTZ HEATER TUBE - 450 WATT - 60"
CDI-47	4	QUARTZ LAMP SOCKETS
CDI-13	per ft	GLASS GASKET
CDI-11	per ft	GASKET, DOOR (OS) "E"
CDI-441	4	GASKET DOOR (OS) "E" WITH RETAINER
CDI-493	2	RETAINER ONLY FOR E-GASKET- TOP SECTION -
CDI-495	2	E- GASKET (OS) "E" WITH RETAINER -
CDI-10	1	FUSE 15 AMP
CDI-15	1	FUSE HOLDER

*Parts Breakdown Continued on Next Page >*



**BASIC EQUIPMENT PARTS BREAKDOWN**  
for **Units with LED LIGHTS**

**6' HOT CASE SELF-SERVICE 135** with **LED** lights (cont.)

PART NUMBER	QTY	DESCRIPTION
CDI-PBSU-135	1	POLYBOARD SET COMPLETE FOR 135 CASES - 2 TOTAL - COMPLETE
CDI-947	1	SLIDING DOOR - LEFT - TOP SECTION
CDI-948	1	SLIDING DOOR - RIGHT - TOP SECTION
CDI-949	1	SLIDING DOOR - LEFT - BOTTOM SECTION
CDI-950	1	SLIDING DOOR - RIGHT - BOTTOM SECTION
CDI-53	4	SLIDING DOOR HANDLE WITH SCREWS
CDI-298-135	2	TOP DOOR SWIPE
CDI-398	1	DOOR SWIPE - BOTTOM SECTION
CDI-532-6HC-135-T	1	TOP DOOR TRACK - 6'L- TOP SECTION-135
CDI-533-6HC-135-T	1	BOTTOM DOOR TRACK - 6'L TOP SECTION-135
CDI-532-6HC-135-B	1	TOP DOOR TRACK - 6'L FOR BOTTOM SECTION-135
CDI-533-6HC-135-B	1	BOTTOM DOOR TRACK - 6'L FOR BOTTOM SECTION-135
CDI-965-6-1	1	RED LION PXU KEYPAD CONTROLLER ZONE-1
CDI-965-6-2	1	RED LION PXU KEYPAD CONTROLLER ZONE-2
CDI-965-6-3	1	RED LION PXU KEYPAD CONTROLLER ZONE-3
CDI-965-6-4	1	RED LION PXU KEYPAD CONTROLLER ZONE-4
CDI-965-6-5	1	RED LION PXU KEYPAD CONTROLLER ZONE-5
CDI-965-6-DECK	1	RED LION PXU KEYPAD CONTROLLER LEFT BOTTOM DECK
CDI-965-6-DECK	1	RED LION PXU KEYPAD CONTROLLER RIGHT BOTTOM DECK
CDI-932	2	62" LED LIGHTS CLEAR TUBE FOR TOP 6' HOT -135
CDI-931	2	29" LED LIGHTS CLEAR - SHELF 6' HOT-135 & 6' MD
CDI-910	2	DRIVER FOR LED LIGHTS

*Parts Breakdown Continued on Next Page >*



**BASIC EQUIPMENT PARTS BREAKDOWN**  
for **Units with LED LIGHTS**

**6' HOT CASE SELF-SERVICE 135** with **LED** lights (cont.)

PART NUMBER	QTY	DESCRIPTION
CDI-911	2	LED CORD FOR TOP LINER LED LIGHTS
CDI-937	2	LED CORD FOR SHELF LED LIGHT -
CDI-927	2	LED FEMALE WALL SOCKET
CDI-912	1	RETAINER FOR LED PLUG
CDI-963	4	METAL SNAP IN BRACKET W/SCREWS FOR LED LIGHTS
CDI-1023		PAN COVER WITH HANDLES FOR WELLS - STAINLESS STEEL
CDI-1025	2	S/S SHELF COVER FOR 6' HOT-135 CASE ONLY
CDI-914-18-6-135	2	SHELF ELEMENT 800 WATT WITH HEAT SINK - 6' HOT S-SVC-135
CDI-923-6-135	2	ELEMENT 800 WATT 208 VOLT - ROPE - FOIL BACK & HEAT SINK - BOTTOM DECK -FOR 6' HOT-135
CDI-819-6-135	2	6'HOT SVC-135- HOT DECK COMPLETE - ELEMENT 800 WATT 208 VOLT, PROBE, AND PANEL
CDI-982-6-135	5	ELEMENT 500 WATT 208 VOLT -135 ROPE - Store (for the pan element for the case on the full service section)
CDI-383	1	CAUTION HOT LABEL - ENGLISH - Large
CDI-383-S	1	CAUTION HOT LABEL - SPANISH - small
CDI-880	1	CAUTION HOT LABEL - HAND - SURFACE
CDI-1001	6	CAUTION : PACAKAGE IS HOT
CDI-288-6-135	1	6' EXTERIOR TOP COMPLETE (for 6-135 hot case)
CDI-353-135	1	SOLID END - RIGHT -HOT-135
CDI-354-135	1	SOLID END - LEFT - HOT-135
CDI-900-6	1	FRONT GLASS FOR 6' HOT -135 CASE



**BASIC EQUIPMENT PARTS BREAKDOWN**  
for **Units with LED LIGHTS**

**8' HOT CASE SELF-SERVICE 135** with **LED** lights

PART NUMBER	QTY	DESCRIPTION
CDI-642	2	TOP SECTION- HEATER TUBE 700WATTS
CDI-773	4	200 WATT QUARTZ TUBE - 38 14
CDI-47	4	HEATER TUBE-SOCKET
CDI-11	4 FT	GASKET- LEFT/ RIGHT
CDI-441	2	TOP SECTION "E" DOOR GASKET
CDI-495	2	BOTTOM SECTION "E" DOOR GASKET
CDI-502-135	1	TOP CENTER- DOOR SWIPE KIT
CDI-505-135	1	BOTTOM CENTER-DOOR SWIPE KIT
CDI-13	FT	GLASS- GASKET
CDI-902	1	TOP LEFT DOOR
CDI-903	1	TOP RIGHT DOOR
CDI-904	1	TOP CENTER DOOR
CDI-905	1	BOTTOM LEFT DOOR
CDI-906	1	BOTTOM RIGHT DOOR
CDI-907	1	BOTTOM CENTER DOOR
CDI-53	8	SLIDING DOOR HANDLE WITH SCREWS
CDI-1016-135	1	TOP DOOR TRACK - 8'L- TOP SECTION-135
CDI-1017-135	1	BOTTOM DOOR TRACK - 8' L FOR THE TOP SECTION-135
CDI-1016-135-B	1	TOP DOOR TRACK - 8'L- BOTTOM SECTION-135
CDI-1017-135-B	1	BOTTOM DOOR TRACK - 8' L FOR THE BOTTOM SECTION-135
CDI-249	9	SOLID STATE RELAY
CDI-257	7	TOP SECTION (THERMO COUPLER) SENSOR PROBE

*Parts Breakdown Continued on Next Page >*



**BASIC EQUIPMENT PARTS BREAKDOWN**  
for **Units with LED LIGHTS**

**8' HOT CASE SELF-SERVICE 135** with **LED** lights (cont.)

PART NUMBER	QTY	DESCRIPTION
CDI-439	2	BOTTOM SECTION SENSOR PROBE
CDI-572	1	MAIN POWER SWITCH 40AMP/3POLE
CDI-611	1	HEATER TUBE SWITCH 30 AMP/2POLE
CDI-965-8-1	1	RED LION PXU KEYPAD CONTROLLER - REM STORE - 8 HOT-R - ZONE #1
CDI-965-8-2	1	RED LION PXU KEYPAD CONTROLLER - REM STORE - 8 HOT-R - ZONE #2
CDI-965-8-3	1	RED LION PXU KEYPAD CONTROLLER - REM STORE - 8 HOT-R - ZONE #3
CDI-965-8-4	1	RED LION PXU KEYPAD CONTROLLER - REM STORE - 8 HOT-R - ZONE #4
CDI-965-8-5	1	RED LION PXU KEYPAD CONTROLLER - REM STORE - 8 HOT-R - ZONE #5
CDI-965-8-6	1	RED LION PXU KEYPAD CONTROLLER - REM STORE - 8 HOT-R - ZONE #6
CDI-965-8-7	1	RED LION PXU KEYPAD CONTROLLER - REM STORE - 8 HOT-R - ZONE #7
CDI-965-8-8	1	RED LION PXU KEYPAD CONTROLLER - REM STORE - 8 HOT-R - ZONE #8 - LEFT SHELF
CDI-965-8-9	1	RED LION PXU KEYPAD CONTROLLER - REM STORE - 8 HOT-R - ZONE #9 -LEFT BOTTOM DECK
CDI-965-8-10	1	RED LION PXU KEYPAD CONTROLLER - REM STORE - 8 HOT-R - ZONE #10 - RIGHT SHELF
CDI-965-8-11	1	RED LION PXU KEYPAD CONTROLLER - REM STORE - 8 HOT-R - ZONE #11 - RIGHT BOTTOM DECK
CDI-1033	2	18" S/S SHELF COVER FOR 4' & 8' HOT-135 CASE ONLY
CDI-914-18-135	2	SHELF ELEMENT 800 WATT WITH HEAT SINK - 8' HOT S-SVC-135
CDI-982-135	7	ELEMENT 500 WATT 208 VOLT -WT ROPE - Store (for the pan element for the case on the full service section) JT-CD500-208V for 8' HOT SVC-135
CDI-621-135	7	HEATER PLATE COMPLETE ASSY 500 WATT 208 VOLT - TOP -HOT-135 - consist: element, element mount.
CDI-819-8-135	2	8'HOT SVC-135- HOT DECK COMPLETE - ELEMENT 800 WATT 208 VOLT, PROBE, AND PANEL
CDI-959-135	2	ELEMENT 800 WATT 208 VOLT - ROPE - FOIL BACK & HEAT SINK - BOTTOM DECK - FOR 8' HOT-135
CDI-288-8-135	1	8' EXTERIOR TOP COMPLETE (for 8-135 hot case)
CDI-353-135	1	SOLID END - RIGHT - HOT-135

*Parts Breakdown Continued on Next Page >*



**BASIC EQUIPMENT PARTS BREAKDOWN**  
for **Units with LED LIGHTS**

**8' HOT CASE SELF-SERVICE 135** with **LED** lights (cont.)

PART NUMBER	QTY	DESCRIPTION
CDI-354-135	1	SOLID END - LEFT - HOT-135
CDI-900-FULL	1	FRONT GLASS FOR 8' HOT -135 CASE - FULL GLASS
CDI-900-S	1	SIDE GLASS FOR 8; HOT-135 CASE
CDI-953	2	LEXAN PRODUCT STOPPER - SHELF 8' SVC-135
CDI-938	1	LEXAN HEAT SHIELD COMPLETE - MIDDLE FOR 8' HOT S-SVC-135 - 4 SPACER & 4 SCREWS
CDI-922-135	1	LEXAN HEAT SHIELD/PRODUCT STOPPER - MIDDLE FOR 8'HOT SVC -135
CDI-806-135	1	LEXAN HEAT SHIELD/PRODUCT STOPPER - BOTTOM DECK FOR 8'HOT SVC -135
CDI-895	14	3/4 SPACER WITH SCREW FOR ALL UNITS
CDI-1023	7	PAN COVER WITH HANDLES FOR WELLS - STAINLESS STEEL
CDI-929	6	40" LED LIGHTS CLEAR TUBE - TOP & MIDDLE MULTI-DECK SHELF AND 8' HOT-135 SHELF & HV
CDI-912	6	RETAINER FOR LED PLUG
CDI-963	4	METAL SNAP IN BRACKET W/SCREWS FOR LED LIGHTS
CDI-1015	1	JUMPER CORD FOR LED LIGHTS
CDI-911	2	LED CORD FOR TOP LINER LED LIGHTS for 135, MD, REMOTE
CDI-910	2	DRIVER FOR LED LIGHTS (135-2 / REMOTE-1 / 4 MD -1)



**BASIC EQUIPMENT PARTS BREAKDOWN**  
for **Units with LED LIGHTS**

**4' MULTI-DECK TALL 124** with **LED** lights

PART NUMBER	QTY	DESCRIPTION
CDI-929	4	40" LED LIGHTS CLEAR TUBE - TOP & MIDDLE MULTI-DECK
CDI-911	1	LED CORD FOR TOP LINER LED LIGHTS
CDI-937	3	LED CORD FOR SHELF LED LIGHT
CDI-927	3	LED FEMALE WALL SOCKET
CDI-910	2	DRIVER FOR LED LIGHTS
CDI-912	1	RETAINER FOR LED PLUG
CDI-740	2	MALE PLUG YELLOW
CDI-741	2	FEMALE PLUG (SMALL) - YELLOW
CDI-200-4PIN	4	MALE & FEMALE PLUG IN RECEPTACLE FOR SHELF 4 PIN - quartz heater
CDI-200-5PIN	3	MALE & FEMALE PLUG IN RECEPTACLE FOR SHELF 5 PIN - lights
CDI-652-20	3	ELEMENT ROPE 800 WATTS SHELF - 20" 208 VOLT WITH FOIL BACK 4' & 8' MULTI-DECK E2-V -TALL
CDI-786-20-L-LED	3	4' & 8'MD - 20" SHELVE COMPLETE- TALL- LEFT
CDI-777	1	QUARTZ HEATER TUBE - 400 WATT - 38 1/4" GOLD TOP - 4' * 8' MD-124
CDI-773	3	QUARTZ HEATER TUBE - 200 WATT - 38 1/4 GOLD - 208 VOLT FOR - UNDER THE SHELF
CDI-47	8	QUARTZ LAMP SOCKETS SET
CDI-683-T	1	LEXAN HEAT SHIELD/PRDUCT STOPPER - TOP
CDI-683-T	3	LEXAN HEAT SHIELD/PRDUCT STOPPER - SHELF
CDI-806-TALL	1	LEXAN HEAT SHIELD/PRODUCT STOPPER - BOTTOM DECK
CDI-895	15	3/4 SPACER WITH SCREW
CDI-1005-124		4' LOWER FRONT PANEL DOOR W/HINGED - POWDER COATED - FOR 4' MD TALL-124
CDI-383	1	CAUTION HOT LABEL - ENGLISH - Large
CDI-383-S	1	CAUTION HOT LABEL - SPANISH - small

*Parts Breakdown Continued on Next Page >*



**BASIC EQUIPMENT PARTS BREAKDOWN**  
for **Units with LED LIGHTS**

**4' MULTI-DECK TALL 124** with **LED** lights (cont.)

PART NUMBER	QTY	DESCRIPTION
CDI-880	1	CAUTION HOT LABEL - HAND - SURFACE
CDI-1001	8	CAUTION : PACKAGE IS HOT
CDI-1008	0	4' MD -BUMPER W/RETAINER
CDI-936-L	1	4' MD SOLID END - LEFT
CDI-936-R	1	4' MD SOLID END - RIGHT
CDI-249	4	SOLID STATE RELAYS
CDI-439	3	THERMO COUPLER SENSOR (PROBE) 72 "
CDI-10	1	FUSES, 15 AMP
CDI-15	1	HOLDER, FUSE
CDI-395	1	ROCKER SWITCH WITH RED INDICATOR LIGHT 17 AMP
CDI-572	1	POWER SWITCH - TYCO 40 AMP (3 POLE) BLACK
CDI-611	1	POWER SWITCH - TYCO 30A AMP (2 POLE) BLACK
CDI-651-4T-1	1	RED LION PXU KEYPAD CONTROLLER -4' MULTI-DECK-124 UNIT - ZONE 1 TOP SHELF
CDI-651-4T-2	1	RED LION PXU KEYPAD CONTROLLER -4' MULTI-DECK-124 UNIT - ZONE 2 - MIDDLE SHELF
CDI-651-4T-3	1	RED LION PXU KEYPAD CONTROLLER -4' MULTI-DECK-124 UNIT - ZONE 3 - THIRD SHELF
CDI-651-4T-4	1	RED LION PXU KEYPAD CONTROLLER -4' MULTI-DECK-124 UNIT - ZONE 4 - BOTTOM DECK
CDI-809	4	CONTROLLER CLEAR COVERS- ALL UNITS
CDI-895		3/4 SPACER WITH SCREW FOR ALL UNITS



**BASIC EQUIPMENT PARTS BREAKDOWN**  
for **Units with LED LIGHTS**

**8' MULTI-DECK TALL 124 (WITH DOOR)** with **LED** lights

PART NUMBER	QTY	DESCRIPTION
CDI-929	8	40" LED LIGHTS CLEAR TUBE - TOP & MIDDLE
CDI-910	2	DRIVER FOR LED LIGHTS
CDI-911	2	LED CORD FOR TOP LINER LED LIGHTS
CDI-937	6	LED CORD FOR SHELF LED LIGHT
CDI-927	6	LED FEMALE WALL SOCKET
CDI-963		METAL SNAP IN BRACKET W/SCREWS FOR LED LIGHTS
CDI-777	2	QUARTZ HEATER TUBE - 400 WATT - 38 1/4" GOLD TOP
CDI-773	6	QUARTZ HEATER TUBE - 200 WATT - 38 1/4 GOLD - 208 VOLT FOR - UNDER THE SHELF
CDI-47	8	QUARTZ LAMP SOCKETS SET
CDI-740	6	MALE PLUG YELLOW
CDI-741	6	FEMALE PLUG (SMALL) - YELLOW
CDI-200-4PIN	6	MALE & FEMALE PLUG IN RECEPTACLE FOR SHELF 4 PIN - quartz heater
CDI-200-5PIN	6	MALE & FEMALE PLUG IN RECEPTACLE FOR SHELF 5 PIN - lights
CDI-652-20	6	ELEMENT ROPE 800 WATTS SHELF - 20" 208 VOLT WITH FOIL BACK
CDI-786-20-L-LED	6	20" SHELVE COMPLETE- TALL- LEFT
CDI-912	2	RETAINER FOR LED PLUG
CDI-1032	6	20" S/S SHELF COVER FOR 8' MD-124
CDI-700-8-TALL	2	ELEMENT 800 WATT 208 VOLT - ROPE - FOIL BACK & HEAT SINK - BOTTOM DECK
CDI-819-T	2	HOT DECK COMPLETE - ELEMENT 800 WATT 208 VOLT, PROBE, AND PANEL
CDI-249	8	SOLID STATE RELAYS
CDI-439	8	THERMO COUPLER SENSOR (PROBE) 72 "
CDI-10	1	FUSES, 15 AMP

*Parts Breakdown Continued on Next Page >*



**BASIC EQUIPMENT PARTS BREAKDOWN**  
for **Units with LED LIGHTS**

**8' MULTI-DECK TALL 124 (WITH DOOR) with LED lights (cont.)**

PART NUMBER	QTY	DESCRIPTION
CDI-15	1	HOLDER, FUSE
CDI-572	1	POWER SWITCH - TYCO 40 AMP (3 POLE) BLACK
CDI-611	1	POWER SWITCH - TYCO 30A AMP (2 POLE) BLACK
CDI-395	1	ROCKER SWITCH WITH RED INDICATOR LIGHT 17 AMP
CDI-683-T	6	LEXAN HEAT SHIELD/PRODUCT STOPPER - SHELF
CDI-801-8T	1	LEXAN HEAT SHIELD - 8' L TOP
CDI-895	30	3/4 SPACER WITH SCREW FOR ALL UNITS
CDI-806-TALL	1	LEXAN HEAT SHIELD/PRODUCT STOPPER - BOTTOM DECK
CDI-651-8T-1	1	RED LION PXU KEYPAD CONTROLLER -ZONE 1 TOP LEFT SHELF
CDI-651-8T-2	1	RED LION PXU KEYPAD CONTROLLER -ZONE 2 TOP RIGHT SHELF
CDI-651-8T-3	1	RED LION PXU KEYPAD CONTROLLER - ZONE 3 - MIDDLE LEFT SHELF
CDI-651-8T-4	1	RED LION PXU KEYPAD CONTROLLER - ZONE 4 - MIDDLE RIGHTSHELF
CDI-651-8T-5	1	RED LION PXU KEYPAD CONTROLLER - ZONE 5 THIRD LEFT SHELF
CDI-651-8T-6	1	RED LION PXU KEYPAD CONTROLLER - ZONE 6 - THIRD RIGHT SHELF
CDI-651-8T-7	1	RED LION PXU KEYPAD CONTROLLER - ZONE 7- LEFT BOTTOM DECKF
CDI-651-8T-8	1	RED LION PXU KEYPAD CONTROLLER - ZONE 8 - RIGHT BOTTOM DECK
CDI-718-TALL	1	SLIDING LEFT DOOR FOR 8' MULTI-DECK -TALL 21 1/8 x 45 1/2 WITH ROLLERS
CDI-718-TALL-R	1	SLIDING RIGHT DOOR FOR 8' MULTI-DECK -TALL 21 1/8 x 45 1/2 WITH ROLLERS
CDI-718-TALL-MSL	1	SLIDING MIDDLE DOOR - LEFT SIDE FOR 8' MULTI-DECK -TALL 21 1/8 x 45 1/2 W/ROLLERS
CDI-718-TALL-MSL	1	SLIDING MIDDLE DOOR - RIGHT SIDE FOR 8' MULTI-DECK -TALL 21 1/8 x 45 1/2 W/ROLLERS
CDI-828-TALL-T	2	DOOR TRACK FOR 8' MULTI-DECK -TALL-124- TOP SECTION
CDI-828-TALL-B	2	DOOR TRACK FOR 8' MULTI-DECK -TALL-124 -- BOTTOM SECTION

*Parts Breakdown Continued on Next Page >*



**BASIC EQUIPMENT PARTS BREAKDOWN**  
for **Units with LED LIGHTS**

**8' MULTI-DECK TALL 124 (WITH DOOR)** with **LED** lights (cont.)

PART NUMBER	QTY	DESCRIPTION
CDI-11	per ft	GASKET, DOOR (OS) "E"
CDI-13	per ft	GLASS GASKET
CDI-836	2	DOOR SWIPE- TOP SECTION
CDI-69	24	DOOR GLIDES ( FOR SLIDING DOORS)
CDI-347-MD	per ft	BLACK T-MOLDING (For solid ends) MD
CDI-286-124	1	8' BUMPER/RETAINER



**BASIC EQUIPMENT PARTS BREAKDOWN**  
for **Units with LED LIGHTS**

**8' MULTI-DECK TALL 124 (NO DOOR) with LED lights**

PART NUMBER	QTY	DESCRIPTION
CDI-801-8T	1	LEXAN HEAT SHIELD - 8' L TOP FOR THE 8' MULTI-DECK E2-V UNIT COMPLETE- TALL
CDI-683-T	6	LEXAN HEAT SHIELD/PRODUCT STOPPER - SHELF FOR 8 MULTI-DECK E2-V UNIT-TALL
CDI-806-TALL	1	LEXAN HEAT SHIELD/PRODUCT STOPPER - BOTTOM DECK FOR 8' MULTI-DECK E2-V UNIT-TALL
CDI-777	2	QUARTZ HEATER TUBE - 400 WATT - 38 1/4" GOLD TOP
CDI-773	6	QUARTZ HEATER TUBE - 200 WATT - 38 1/4 GOLD - 208 VOLT FOR - UNDER THE SHELF
CDI-47	8	QUARTZ LAMP SOCKETS SET
CDI-740	6	MALE PLUG YELLOW
CDI-741	6	FEMALE PLUG (SMALL) - YELLOW
CDI-200-4PIN	2	MALE & FEMALE PLUG IN RECEPTACLE FOR SHELF 4 PIN - quartz heater
CDI-200-5PIN	2	MALE & FEMALE PLUG IN RECEPTACLE FOR SHELF 5 PIN - lights
CDI-652-20	6	ELEMENT ROPE 800 WATTS SHELF - 20" 208 VOLT WITH FOIL BACK
CDI-786-20-L-FL	3	20" SHELVE COMPLETE- TALL- LEFT
CDI-786-20-R-FL	3	20" SHELVE COMPLETE- TALL- RIGHT
CDI-1032	6	20" S/S SHELF COVER FOR 8' MD-124
CDI-700-8-TALL	2	ELEMENT 800 WATT 208 VOLT - ROPE - FOIL BACK & HEAT SINK - BOTTOM DECK
CDI-819-T	2	HOT DECK COMPLETE - ELEMENT 800 WATT 208 VOLT, PROBE, AND PANEL
CDI-347-MD	per ft	BLACK T-MOLDING (For solid ends) MD
CDI-249	8	SOLID STATE RELAYS
CDI-439	8	THERMO COUPLER SENSOR (PROBE) 72 "
CDI-286-124	1	8' BUMPER/RETAINER
CDI-10	1	FUSES, 15 AMP
CDI-15	1	HOLDER, FUSE

*Parts Breakdown Continued on Next Page >*



**BASIC EQUIPMENT PARTS BREAKDOWN**  
for **Units with LED LIGHTS**

**8' MULTI-DECK TALL 124 (NO DOOR) with LED lights (cont.)**

PART NUMBER	QTY	DESCRIPTION
CDI-572	1	POWER SWITCH - TYCO 40 AMP (3 POLE) BLACK
CDI-611	1	POWER SWITCH - TYCO 30A AMP (2 POLE) BLACK
CDI-395	1	ROCKER SWITCH WITH RED INDICATOR LIGHT 17 AMP
CDI-683-T	6	LEXAN HEAT SHIELD/PRODUCT STOPPER - SHELF
CDI-801-8T	1	LEXAN HEAT SHIELD - 8' L TOP
CDI-895	30	3/4 SPACER WITH SCREW FOR ALL UNITS
CDI-806-TALL	1	LEXAN HEAT SHIELD/PRODUCT STOPPER - BOTTOM DECK
CDI-651-8T-1	1	RED LION PXU KEYPAD CONTROLLER -ZONE 1 TOP LEFT SHELF
CDI-651-8T-2	1	RED LION PXU KEYPAD CONTROLLER -ZONE 2 TOP RIGHT SHELF
CDI-651-8T-3	1	RED LION PXU KEYPAD CONTROLLER - ZONE 3 - MIDDLE LEFT SHELF
CDI-651-8T-4	1	RED LION PXU KEYPAD CONTROLLER - ZONE 4 - MIDDLE RIGHT SHELF
CDI-651-8T-5	1	RED LION PXU KEYPAD CONTROLLER - ZONE 5 THIRD LEFT SHELF
CDI-651-8T-6	1	RED LION PXU KEYPAD CONTROLLER - ZONE 6 - THIRD RIGHT SHELF
CDI-651-8T-7	1	RED LION PXU KEYPAD CONTROLLER - ZONE 7- LEFT BOTTOM DECK
CDI-651-8T-8	1	RED LION PXU KEYPAD CONTROLLER - ZONE 8 - RIGHT BOTTOM DECK
CDI-929	8	40" LED LIGHTS CLEAR TUBE - TOP & MIDDLE MULTI-DECK SHEL
CDI-910	2	DRIVER FOR LED LIGHTS
CDI-911	2	LED CORD FOR TOP LINER LED LIGHTS
CDI-937	6	LED CORD FOR TOP LINER LED LIGHTS
CDI-927	6	LED FEMALE WALL SOCKET
CDI-912	2	RETAINER FOR LED PLUG
CDI-963	24	METAL SNAP IN BRACKET W/SCREWS FOR LED LIGHTS
CDI-1032	6	20" S/S SHELF COVER FOR 8' MD-124
CDI-786-20-L-LED	6	4' & 8'MD - 20" SHELVE COMPLETE- TALL- LEFT
CDI-809	8	CONTROLLER CLEAR COVERS- ALL UNITS



*Parts List for Units with*

# FLUORESCENT LIGHTS

UNITS WITH FLUORESCENT LIGHTS	PG
4' Multi-Deck 122	27
8' Multi-Deck 122	29
Remote Heated Display Unit 123	31
High Volume Island 137	33
8' Multi-Deck Tall 124 (With Door)	35
8' Multi-Deck Tall 124 (No Door)	37
6' Hot Case-R 101	39
8' Hot Case-R 101	42
8' Multi-Deck 132	45



BASIC EQUIPMENT PARTS BREAKDOWN  
for Units with **FLUORESCENT LIGHTS**

**4' MULTI-DECK 122** with *FLUORESCENT* lights

PART NUMBER	QTY	DESCRIPTION
CDI-632	3	PHILLIPS F28W/T5/830/ECO 28 WATT FLORESCENT 45 1/8
CDI-630	6	FLORESCENT SOCKET- T-5 /HI-TEMP
CDI-639	1	DOUBLE BALLAST GE228 MVPS-MC-H ULTRA START T5
CDI-594	1	QUARTZ HEATER TUBE- 500 WATT- 38 1/4" LONG- GOLD TOP
CDI-773	2	QUARTZ HEATER TUBE - 200 WATT - 38 1/4 GOLD - 208 VOLT FOR - UNDER THE SHELF
CDI-47	3	QUARTZ LAMP SOCKETS SET
CDI-740	2	MALE PLUG YELLOW
CDI-741	2	FEMALE PLUG (SMALL) - YELLOW
CDI-200-4PIN	3	MALE & FEMALE PLUG IN RECEPTACLE FOR SHELF 4 PIN - quartz heater
CDI-200-5PIN	2	MALE & FEMALE PLUG IN RECEPTACLE FOR SHELF 5 PIN - lights
CDI-652-16	1	ELEMENT ROPE 800 WATTS - TOP SHELF - 16"
CDI-652-19	1	ELEMENT ROPE 800 WATTS - MIDDLE SHELF - 19"
CDI-767-16	1	4'MD & 8' MD E2-V 16" SHELVE COMPLETE W/FLOURESCENT LIGHTS
CDI-767-19	1	4'MD & 8' MDE2-V 19" SHELVE COMPLETE W/FLOURESCENT LIGHTS
CDI-700-B	1	ELEMENT 800 WATT 208 VOLT - ROPE - FOIL BACK & HEAT SINK - BOTTOM DECK
CDI-819	1	HOT DECK COMPLETE - ELEMENT 800 WATT 208 VOLT, PROBE, AND PANE
CDI-801-4	1	LEXAN HEAT SHIELD - TOP
CDI-683	2	LEXAN HEAT SHIELD/PRDUCT STOPPER - SHELF
CDI-684	1	LEXAN HEAT SHIELD/PRODUCT STOPPER - BOTTOM
<b>DOORS BEFORE 2019</b>		
CDI-709	1	SLIDING REAR DOOR-SMALL LEFT
CDI-709-S	1	SLIDING REAR DOOR-SMALL RIGHT

Parts Breakdown Continued on Next Page >



BASIC EQUIPMENT PARTS BREAKDOWN  
for Units with **FLUORESCENT LIGHTS**

**4' MULTI-DECK 122** with *FLUORESCENT* lights (cont.)

PART NUMBER	QTY	DESCRIPTION
<b>DOORS BEFORE 2019</b>		
CDI-709-B	1	SLIDING REAR DOOR-BIG LEFT
CDI-709-B-S	1	SLIDING REAR DOOR-BIG RIGHT W/SWIPE
CDI-835	1	DOOR SWIPE - TOP SECTION
CDI-53	3	SLIDING DOOR HANDLE WITH SCREWS
CDI-11	FT	GASKET, DOOR (OS) "E"
CDI-495	2	E- GASKET (OS) "E" WITH RETAINER
CDI-1008	1	4' MD -BUMPER W/RETAINER
CDI-936-L	1	4' MD SOLID END - LEFT
CDI-936-R	1	4' MD SOLID END - RIGHT
CDI-249	3	SOLID STATE RELAYS
CDI-439	3	THERMO COUPLER SENSOR (PROBE) 72 "
CDI-10	1	FUSES, 15 AMP
CDI-15	1	HOLDER, FUSE
CDI-395	1	ROCKER SWITCH WITH RED INDICATOR LIGHT 17 AMP
CDI-572	1	POWER SWITCH - TYCO 40 AMP (3 POLE) BLACK
CDI-611	1	POWER SWITCH - TYCO 30A AMP (2 POLE) BLACK
CDI-895	9	3/4 SPACER WITH SCREW
CDI-651-4-1	1	RED LION PXU KEYPAD CONTROLLER - 4' MULTI-DECK-122 UNIT - ZONE #1 - TOP SHELF
CDI-651-4-2	1	RED LION PXU KEYPAD CONTROLLER - 4' MULTI-DECK-122 UNIT - ZONE #2 - MIDDLE SHELF
CDI-651-4-3	1	RED LION PXU KEYPAD CONTROLLER - 4' MULTI-DECK-122 UNIT - ZONE #3 - BOTTOM DECK



**BASIC EQUIPMENT PARTS BREAKDOWN**  
for **Units with FLUORESCENT LIGHTS**

**8' MULTI-DECK 122** with *FLUORESCENT* lights

PART NUMBER	QTY	DESCRIPTION
CDI-632	3	PHILLIPS F28W/T5/830/ECO 28 WATT FLORESCENT 45 1/8
CDI-630	6	SOCKETS FOR LIGHTS
CDI-639	2	BALLAST
CDI-740	4	MALE PLUG YELLOW
CDI-741	4	FEMALE PLUG (SMALL) - YELLOW
CDI-200-4PIN	2	MALE & FEMALE PLUG IN RECEPTACLE FOR SHELF 4 PIN - quartz heater
CDI-200-5PIN	2	MALE & FEMALE PLUG IN RECEPTACLE FOR SHELF 5 PIN - lights
CDI-652-16	2	ELEMENT- TOP SHELF 16"
CDI-652-19	2	ELEMENT - MIDDLE SHELF 19"
CDI-767-16-L	1	4'MD & 8' MD E2-V 16" SHELVE COMPLETE W/FLOURSCENT LIGHTS
CDI-767-16-R	1	4'MD & 8' MD E2-V 16" SHELVE COMPLETE W/FLOURSCENT LIGHTS
CDI-767-19-L	1	4'MD & 8' MDE2-V 19" SHELVE COMPLETE W/FLOURSCENT LIGHTS
CDI-767-19-R	1	4'MD & 8' MDE2-V 19" SHELVE COMPLETE W/FLOURSCENT LIGHTS
CDI-700-8-B	2	ELEMENT 800 WATT 208 VOLT - ROPE - FOIL BACK & HEAT SINK - BOTTOM DECK - 8' MD-122
CDI-819-122	2	HOT DECK COMPLETE - ELEMENT 800 WATT 208 VOLT, PROBE, AND PANEL - 8' MD-122
CDI-801-8	1	TOP LEXAN HEAT SHIELD
CDI-683	4	LEXAN / PRODUCT STOPPER
CDI-806	1	LEXAN-PRODUCT STOPPER
CDI-895	15	SPACER & SCREWS
CDI-651-8-1	1	RED LION CONTROLLER-TOP LEFT SHELF ZONE#1
CDI-651-8-2	1	RED LION CONTROLLER- RIGHT SHEF ZONE#2
CDI-651-8-3	1	RED LION CONTROLLER- MIDDLE LEFT ZONE#3

*Parts Breakdown Continued on Next Page >*



BASIC EQUIPMENT PARTS BREAKDOWN  
for Units with **FLUORESCENT LIGHTS**

**8' MULTI-DECK 122** with *FLUORESCENT* lights (cont.)

PART NUMBER	QTY	DESCRIPTION
CDI-651-8-4	1	RED LION CONTROLLER-MIDDLE RIGHT ZONE#4
CDI-651-8-5	1	RED LION CONTROLLER-LEFT BOTTOM ZONE#5
CDI-651-8-6	1	RED LION CONTROLLER-RIGHT BOTTOM ZONE#6
CDI-828-T	2	DOOR TRACK-TOP SECTION
CDI-828-B	2	DOOR TRACK-BOTTOM SECTION
CDI-718-L	1	SLIDING REAR DOOR FOR 8' MULTI-DECK -122 - LEFT SIDE - SMALLER
CDI-718-R	1	SLIDING REAR DOOR FOR 8' MULTI-DECK -122 - RIGHT SIDE - SMALLER
CDI-718-MSL	1	SLIDING REAR DOOR FOR 8' MULTI-DECK -122 - MIDDLE LEFT SIDE W/SWIPE- SMALLER
CDI-718-MSR	1	SLIDING REAR DOOR FOR 8' MULTI-DECK -122 - MIDDLE RIGHT SIDE W/SWIPE - SMALLER
CDI-718-LB	1	SLIDING REAR DOOR FOR 8' MULTI-DECK -122 - LEFT SIDE - BIGGER - SINCE 2019
CDI-718-RB	1	SLIDING REAR DOOR FOR 8' MULTI-DECK -122 - RIGHT SIDE - BIGGER SINCE 2019
CDI-718-MSLB	1	SLIDING REAR DOOR FOR 8' MULTI-DECK -122 - MIDDLE LEFT SIDE W/SWIPE- BIGGER SINCE 2019
CDI-718-MSRB	1	SLIDING REAR DOOR FOR 8' MULTI-DECK -122 - MIDDLE RIGHT SIDE W/SWIPE - BIGGER SINCE 2019



BASIC EQUIPMENT PARTS BREAKDOWN  
for Units with **FLUORESCENT LIGHTS**

**REMOTE HEATED DISPLAY UNIT 123** with *FLUORESCENT* lights

PART NUMBER	QTY	DESCRIPTION
CDI-664-841	6	PHILLIPS F14W/T5 14 WATT FLORESCENT 22"L
CDI-639	2	DOUBLE BALLAST GE228 MVPS-MC-H ULTRA START T5
CDI-630	12	FLORESCENT SOCKET- T-5 /HI-TEMP
CDI-663	2	ELEMENT ROPE 800 WATTS - SHELF
CDI-662	2	ELEMENT ROPE 800 WATTS - DECK
CDI-249	4	SOLID STATE RELAYS
CDI-439	4	THERMO COUPLER SENSOR (PROBE) 72 "
CDI-665	6	QUARTZ HEATER TUBE - 300 WATT - 26" LONG
CDI-47	6	QUARTZ LAMP SOCKETS SET FOR 100 OR 150 WATT (1) Set WITH WIRE NUTS
CDI-572	1	POWER SWITCH - TYCO 40 AMP (3 POLE) BLACK
CDI-611	1	POWER SWITCH - TYCO 30A AMP (2 POLE) BLACK
CDI-395	1	ROCKER SWITCH WITH RED INDICATOR LIGHT 17 AMP
CDI-10	1	FUSES, 15 AMP
CDI-15	1	HOLDER, FUSE
CDI-740	2	MALE PLUG YELLOW
CDI-741	2	FEMALE PLUG (SMALL) - YELLOW
CDI-200-4PIN	2	MALE & FEMALE PLUG IN RECEPTACLE FOR SHELF 4 PIN
CDI-200-5PIN	2	MALE & FEMALE PLUG IN RECEPTACLE FOR SHELF 5 PIN
CDI-694	1	LIFTCOVER -WPG2-BK
CDI-695	1	TURNLOCK FLANGED INLET - MALE PLUG
CDI-685	1	MAIN POWER PLUG (FEMALE)
CDI-736	2	DOOR COMPLETE WITH KEY

Parts Breakdown Continued on Next Page >



BASIC EQUIPMENT PARTS BREAKDOWN  
for Units with **FLUORESCENT LIGHTS**

**REMOTE HEATED DISPLAY UNIT 123** with **FLUORESCENT** lights (cont.)

PART NUMBER	QTY	DESCRIPTION
CDI-697	2	LEXAN HEAT SHEILD /PRODUCT STOPPER COMPELTE - SHELF
CDI-698	2	LEXAN HEAT SHEILD /PRODUCT STOPPER - BOTTOM
CDI-895	12	3/4 SPACER WITH SCREW FOR ALL UNITS
CDI-816	1	RESKIN LINER KIT (TOP & BOTTOM ) WITH SCREWS & SILICONE
CDI-260	2	SET OF KEYS
CDI-262	2	LOCK & KEY
CDI-886	1	TOP LINER COMPLETE
CDI-838	4	SIDE PANEL WITH SCREWS
CDI-701	4	SIDE GLASS TAKES (2) PER SIDE - TOTAL (4) - 18 5/8 X 27 1/2
CDI-942	4	CHROME CHANNEL SET FOR SIDE GLASS
CDI-821	1	SUPER INSULATION 30 1/2 X 44 1/2
CDI-822	1	GLASS INSULATION 30 1/2 X 44 1/2
CDI-250-2	30 FT	2" BOSTON BUMPER - BLACK
CDI-730-2	4	2" 90 DEGREE CORNER BLACK BUMPER
CDI-976	1	RETAINER HOLDER FOR THE BASKET W/4 SCREWS
CDI-755	1	BASKET



BASIC EQUIPMENT PARTS BREAKDOWN  
for Units with **FLUORESCENT LIGHTS**



**HIGH VOLUME ISLAND 137** with *FLUORESCENT* lights

PART NUMBER	QTY	DESCRIPTION
CDI-572	1	POWER SWITCH - TYCO 40 AMP (3 POLE) BLACK
CDI-611	1	POWER SWITCH - TYCO 30 AMP (2 POLE) BLACK
CDI-395	1	ROCKER SWITCH
CDI-10	1	FUSES, 15 AMP
CDI-15	1	HOLDER, FUSE
CDI-249	6	SOLID STATE RELAYS
CDI-257	6	THERMO COUPLER SENSOR (PROBE) - 144"
CDI-200-5PIN	4	MALE & FEMALE PLUG IN RECEPTACLE FOR SHELF 5 PIN
CDI-740	4	MALE PLUG YELLOW
CDI-741	4	FEMALE PLUG (SMALL) - YELLOW
CDI-639	2	DOUBLE BALLAST GE228 MVPS-MC-H ULTRA START T5
CDI-630	8	FLORESCENT SOCKET- T-5 /HI-TEMP
CDI-632	4	PHILLIPS F28W/T5/830/ECO 28 WATT FLORESCENT 45 1/8
CDI-896	4	QUARTZ HEATER TUBE - 400 WATT 54"
CDI-1034	8	QUARTZ HEATER TUBE- 200 WATT 12"
CDI-47	6	QUARTZ SOCKETS
CDI-250	FT	1" BOSTON BUMPER - BLACK
CDI-730	FT	1" 90 DEGREE CORNER BLACK BUMPER
CDI-943	2	LEXAN BOTTOM - #1 LONG SIDE
CDI-944	2	LEXAN BOTTOM - #2 SHORT SIDE
CDI-945-T	2	LEXAN TOP #2 - LONG SIDE
CDI-946-T	2	LEXAN TOP -#2 - SHORT SIDE

Parts Breakdown Continued on Next Page >



BASIC EQUIPMENT PARTS BREAKDOWN  
for Units with **FLUORESCENT LIGHTS**

**HIGH VOLUME ISLAND 137** with *FLUORESCENT* lights (cont.)

PART NUMBER	QTY	DESCRIPTION
CDI-945-S	2	LEXAN MIDDLE SHELF #2 - LONG SIDE
CDI-946-S	2	LEXAN MIDDLE SHELF -#2 - SHORT SIDE
CDI-895	42	3/4 SPACER WITH SCREW
CDI-893	4	ELEMENT 500 WATT - 208 VOLT FOR HV WARMER - TOP SECTION
CDI-894	2	ELEMENT 800 WATT - 208 VOLT FOR HV WAMER - BOTTOM SECTION
CDI-260	1	SET OF KEYS
CDI-262	1	LOCK & KEY
CDI-240-HV	1	HV WARMER DOOR COMPLETE
CDI-383	4	CAUTION HOT LABEL - ENGLISH - Large
CDI-383-S	4	CAUTION HOT LABEL - SPANISH - small
CDI-880	4	CAUTION HOT LABLE - HAND - SURFACE
CDI-1001	1	CAUTION : PACAKAGE IS HOT
CDI-964-S	4	RED LION PXUKEYPAD CONTROLLER -ZONE 1-4
CDI-964-D	2	RED LION PXUKEYPAD CONTROLLER - ZONE 5-6



BASIC EQUIPMENT PARTS BREAKDOWN  
for Units with **FLUORESCENT LIGHTS**

**8' MULTI-DECK TALL 124 (WITH DOOR)** with **FLUORESCENT** lights

PART NUMBER	QTY	DESCRIPTION
CDI-632	8	PHILLIPS F28W/T5/830/ECO 28 WATT FLORESCENT 45 1/8
CDI-630	16	FLORESCENT SOCKET- T-5 /HI-TEMP-
CDI-639	2	DOUBLE BALLAST GE228 MVPS-MC-H ULTRA START T5
CDI-777	2	QUARTZ HEATER TUBE - 400 WATT - 38 1/4" GOLD TOP
CDI-773	6	QUARTZ HEATER TUBE - 200 WATT - 38 1/4 GOLD - 208 VOLT FOR - UNDER THE SHELF
CDI-47	8	QUARTZ LAMP SOCKETS SET
CDI-740	6	MALE PLUG YELLOW
CDI-741	6	FEMALE PLUG (SMALL) - YELLOW
CDI-200-4PIN	6	MALE & FEMALE PLUG IN RECEPTACLE FOR SHELF 4 PIN - quartz heater
CDI-200-5PIN	6	MALE & FEMALE PLUG IN RECEPTACLE FOR SHELF 5 PIN - lights
CDI-652-20	6	ELEMENT ROPE 800 WATTS SHELF - 20" 208 VOLT WITH FOIL BACK
CDI-786-20-L-FL	3	20" SHELVE COMPLETE- TALL- LEFT
CDI-786-20-R-FL	3	20" SHELVE COMPLETE- TALL- RIGHT
CDI-1032	6	20" S/S SHELF COVER FOR 8' MD-124
CDI-700-8-TALL	2	ELEMENT 800 WATT 208 VOLT - ROPE - FOIL BACK & HEAT SINK - BOTTOM DECK
CDI-819-T	2	HOT DECK COMPLETE - ELEMENT 800 WATT 208 VOLT, PROBE, AND PANEL
CDI-249	8	SOLID STATE RELAYS
CDI-439	8	THERMO COUPLER SENSOR (PROBE) 72 "
CDI-10	1	FUSES, 15 AMP
CDI-15	1	HOLDER, FUSE
CDI-572	1	POWER SWITCH - TYCO 40 AMP (3 POLE) BLACK
CDI-611	1	POWER SWITCH - TYCO 30A AMP (2 POLE) BLACK

Parts Breakdown Continued on Next Page >



BASIC EQUIPMENT PARTS BREAKDOWN  
for Units with **FLUORESCENT LIGHTS**

**8' MULTI-DECK TALL 124 (WITH DOOR)** with **FLUORESCENT** lights

PART NUMBER	QTY	DESCRIPTION
CDI-395	1	ROCKER SWITCH WITH RED INDICATOR LIGHT 17 AMP
CDI-683-T	6	LEXAN HEAT SHIELD/PRDUCT STOPPER - SHELF
CDI-801-8T	1	LEXAN HEAT SHIELD - 8' L TOP
CDI-895	30	3/4 SPACER WITH SCREW FOR ALL UNITS
CDI-806-TALL	1	LEXAN HEAT SHIELD/PRODUCT STOPPER - BOTTOM DECK
CDI-651-8T-1	1	RED LION PXU KEYPAD CONTROLLER -ZONE 1 TOP LEFT SHELF
CDI-651-8T-2	1	RED LION PXU KEYPAD CONTROLLER -ZONE 2 TOP RIGHT SHELF
CDI-651-8T-3	1	RED LION PXU KEYPAD CONTROLLER - ZONE 3 - MIDDLE LEFT SHELF
CDI-651-8T-4	1	RED LION PXU KEYPAD CONTROLLER - ZONE 4 - MIDDLE RIGHTSHELF
CDI-651-8T-5	1	RED LION PXU KEYPAD CONTROLLER - ZONE 5 THIRD LEFT SHELF
CDI-651-8T-6	1	RED LION PXU KEYPAD CONTROLLER - ZONE 6 - THIRD RIGHT SHELF
CDI-651-8T-7	1	RED LION PXU KEYPAD CONTROLLER - ZONE 7- LEFT BOTTOM DECKF
CDI-651-8T-8	1	RED LION PXU KEYPAD CONTROLLER - ZONE 8 - RIGHT BOTTOM DECK
CDI-718-TALL	1	SLIDING LEFT DOOR FOR 8' MULTI-DECK -TALL 21 1/8 x 45 1/2 WITH ROLLERS
CDI-718-TALL-R	1	SLIDING RIGHT DOOR FOR 8' MULTI-DECK -TALL 21 1/8 x 45 1/2 WITH ROLLERS
CDI-718-TALL-MSL	1	SLIDING MIDDLE DOOR - LEFT SIDE FOR 8' MULTI-DECK -TALL 21 1/8 x 45 1/2 W/ROLLERS
CDI-718-TALL-MSL	1	SLIDING MIDDLE DOOR - RIGHT SIDE FOR 8' MULTI-DECK -TALL 21 1/8 x 45 1/2 W/ROLLERS
CDI-828-TALL-T	2	DOOR TRACK FOR 8' MULTI-DECK -TALL-124- TOP SECTION
CDI-828-TALL-B	2	DOOR TRACK FOR 8' MULTI-DECK -TALL-124 -- BOTTOM SECTION
CDI-11	per ft	GASKET, DOOR (OS) "E"
CDI-13	per ft	GLASS GASKET
CDI-836	2	DOOR SWIPE- TOP SECTION
CDI-69	24	DOOR GLIDES ( FOR SLIDING DOORS)
CDI-347-MD	per ft	BLACK T-MOLDING (For solid ends) MD
CDI-286-124	1	8' BUMPER/RETAINER



BASIC EQUIPMENT PARTS BREAKDOWN  
for Units with **FLUORESCENT LIGHTS**

**8' MULTI-DECK TALL 124 (NO DOOR)** with **FLUORESCENT** lights

PART NUMBER	QTY	DESCRIPTION
CDI-632	8	PHILLIPS F28W/T5/830/ECO 28 WATT FLORESCENT 45 1/8
CDI-630	16	FLORESCENT SOCKET- T-5 /HI-TEMP-
CDI-639	2	DOUBLE BALLAST GE228 MVPS-MC-H ULTRA START T5
CDI-777	2	QUARTZ HEATER TUBE - 400 WATT - 38 1/4" GOLD TOP
CDI-773	6	QUARTZ HEATER TUBE - 200 WATT - 38 1/4 GOLD - 208 VOLT FOR - UNDER THE SHELF
CDI-47	8	QUARTZ LAMP SOCKETS SET
CDI-740	6	MALE PLUG YELLOW
CDI-741	6	FEMALE PLUG (SMALL) - YELLOW
CDI-200-4PIN	2	MALE & FEMALE PLUG IN RECEPTACLE FOR SHELF 4 PIN - quartz heater
CDI-200-5PIN	2	MALE & FEMALE PLUG IN RECEPTACLE FOR SHELF 5 PIN - lights
CDI-652-20	6	ELEMENT ROPE 800 WATTS SHELF - 20" 208 VOLT WITH FOIL BACK
CDI-786-20-L-FL	3	20" SHELVE COMPLETE- TALL- LEFT
CDI-786-20-R-FL	3	20" SHELVE COMPLETE- TALL- RIGHT
CDI-1032	6	20" S/S SHELF COVER FOR 8' MD-124
CDI-700-8-TALL	2	ELEMENT 800 WATT 208 VOLT - ROPE - FOIL BACK & HEAT SINK - BOTTOM DECK
CDI-819-T	2	HOT DECK COMPLETE - ELEMENT 800 WATT 208 VOLT, PROBE, AND PANEL
CDI-347-MD	per ft	BLACK T-MOLDING (For solid ends) MD
CDI-249	8	SOLID STATE RELAYS
CDI-439	8	THERMO COUPLER SENSOR (PROBE) 72 "
CDI-286-124	1	8' BUMPER/RETAINER
CDI-10	1	FUSES, 15 AMP
CDI-15	1	HOLDER, FUSE


Parts Breakdown Continued on Next Page >



BASIC EQUIPMENT PARTS BREAKDOWN  
for **Units with FLUORESCENT LIGHTS**

**8' MULTI-DECK TALL 124 (NO DOOR)** with *FLUORESCENT* lights (cont.)

PART NUMBER	QTY	DESCRIPTION
CDI-572	1	POWER SWITCH - TYCO 40 AMP (3 POLE) BLACK
CDI-611	1	POWER SWITCH - TYCO 30A AMP (2 POLE) BLACK
CDI-395	1	ROCKER SWITCH WITH RED INDICATOR LIGHT 17 AMP
CDI-683-T	6	LEXAN HEAT SHIELD/PRDUCT STOPPER - SHELF
CDI-801-8T	1	LEXAN HEAT SHIELD - 8' L TOP
CDI-895	30	3/4 SPACER WITH SCREW FOR ALL UNITS
CDI-806-TALL	1	LEXAN HEAT SHIELD/PRODUCT STOPPER - BOTTOM DECK
CDI-651-8T-1	1	RED LION PXU KEYPAD CONTROLLER -ZONE 1 TOP LEFT SHELF
CDI-651-8T-2	1	RED LION PXU KEYPAD CONTROLLER -ZONE 2 TOP RIGHT SHELF
CDI-651-8T-3	1	RED LION PXU KEYPAD CONTROLLER - ZONE 3 - MIDDLE LEFT SHELF
CDI-651-8T-4	1	RED LION PXU KEYPAD CONTROLLER - ZONE 4 - MIDDLE RIGHTSHELF
CDI-651-8T-5	1	RED LION PXU KEYPAD CONTROLLER - ZONE 5 THIRD LEFT SHELF
CDI-651-8T-6	1	RED LION PXU KEYPAD CONTROLLER - ZONE 6 - THIRD RIGHT SHELF
CDI-651-8T-7	1	RED LION PXU KEYPAD CONTROLLER - ZONE 7- LEFT BOTTOM DECKF
CDI-651-8T-8	1	RED LION PXU KEYPAD CONTROLLER - ZONE 8 - RIGHT BOTTOM DECK




**BASIC EQUIPMENT PARTS BREAKDOWN**  
for **Units with FLUORESCENT LIGHTS**

**6' HOT CASE-R 101** with *FLUORESCENT* lights

PART NUMBER	QTY	DESCRIPTION
CDI-693	4	FLORSCENT SOCKET - T-8
CDI-500	2	PHILLIPS F40T8-40 WATT FLORESENT - 60"-
CDI-774	1	ULTRAMAX T8 - GE232MAXP-H ULTRA FOR F-25' WATT - TOP SECTION
CDI-776	1	ULTRAMAX T8 - GE432MAX -H-ULTRA - FOR 40 WATT - BOTTOM SECTION
CDI-579	5	ELEMENT 500 WATT 208 VOLT
CDI-621	5	HEATER PLATE COMPLETE ASSY 500 WATT 208 VOLT
CDI-620	2	ELEMENT ROPE 800 WATTS - BOTTOM 208 VOLT
CDI-442-6-208	2	ELEMENT 800 WATT-208 VOLT REM PANEL COMPLETE WITH PROBE
CDI-249	7	SOLID STATE RELAYS
CDI-257	5	THERMO COUPLER SENSOR (PROBE) - 144" FOR TOP
CDI-439	2	THERMO COUPLER SENSOR (PROBE) 72 "
CDI-572	1	POWER SWITCH - TYCO 40 AMP (3 POLE)
CDI-611	1	POWER SWITCH - TYCO 30 AMP (2 POLE)
CDI-395	1	ROCKER SWITCH 17 AMP
CDI-826	1	QUARTZ HEATER TUBE - 1200 WAT T - 60" GOLD
CDI-558	1	QUARTZ HEATER TUBE - 450 WATT - 60"
CDI-47	4	QUARTZ LAMP SOCKETS
CDI-13	per ft	GLASS GASKET
CDI-11	per ft	GASKET, DOOR (OS) "E"
CDI-441	4	GASKET DOOR (OS) "E" WITH RETAINER
CDI-493	2	RETAINER ONLY FOR E-GASKET- TOP SECTION - HOT-R
CDI495	2	E- GASKET (OS) "E" WITH RETAINER - HOT CASE-R

*Parts Breakdown Continued on Next Page >*



BASIC EQUIPMENT PARTS BREAKDOWN  
for **Units with FLUORESCENT LIGHTS**

**6' HOT CASE-R 101** with *FLUORESCENT* lights (cont.)

PART NUMBER	QTY	DESCRIPTION
CDI-316	per ft	GASKET, HALF MOON FOR LIFT HANDLE - REM-HOT CASE ONLY
CDI-149	per ft	BLACK TRIM LOK (for glass)
CDI-10	1	FUSE 15 AMP
CDI-15	1	FUSE HOLDER
CDI-PBSU	1	POLYBOARD SET COMPLETE 2 TOTAL COMPLETE-REM
CDI-425	1	SLIDING DOOR - LEFT - TOP SECTION
CDI-426	1	SLIDING DOOR - RIGHT - TOP SECTION
CDI-427	1	SLIDING DOOR - LEFT - BOTTOM SECTION
CDI-428	1	SLIDING DOOR - RIGHT - BOTTOM SECTION
CDI-53	4	SLIDING DOOR HANDLE WITH SCREWS
CDI-298	1	DOOR SWIPE - TOP SECTION
CDI-390	1	DOOR SWIPE - BOTTOM SECTION
CDI-532-6HC	1	TOP DOOR TRACK - 6'L- TOP SECTION
CDI-533-6HC	1	BOTTOM DOOR TRACK - 6'L TOP SECTION
CDI-687-6HC	1	BOTTOM DOOR TRACK - 6'L FOR BOTTOM SECTION
CDI-687-6HC	1	TOP DOOR TRACK - 6'L FOR BOTTOM SECTION
CDI-999	1	6' CLEAR VINYL INSERT FOR FRONT GLASS
CDI-451-6	1	6' GLASS CLAMP W/WEDGE COMPLETE
CDI-478	1	6' LIFT GLASS HANDLE W/D-GASKET
CDI-272-6	1	FRONT LIFT GLASS ONLY
CDI-478	1	6' LIFT GLASS HANDLE W/D-GASKET
CDI-115	1	BLACK BUMPER STOPPER ( For lift glass)


Parts Breakdown Continued on Next Page >



BASIC EQUIPMENT PARTS BREAKDOWN  
for **Units with FLUORESCENT LIGHTS**

**6' HOT CASE-R 101** with *FLUORESCENT* lights (cont.)

PART NUMBER	QTY	DESCRIPTION
CDI-282	3	THUNB NUT
CDI-607-6HC	1	LEXAN PRODUCT STOP COMPLETE
CDI-742-WT-6-1	1	RED LION PXU KEYPAD CONTROLLER ZONE-1
CDI-742-WT-6-2	1	RED LION PXU KEYPAD CONTROLLER ZONE-2
CDI-742-WT-6-3	1	RED LION PXU KEYPAD CONTROLLER ZONE-3
CDI-742-WT-6-4	1	RED LION PXU KEYPAD CONTROLLER ZONE-4
CDI-742-WT-6-5	1	RED LION PXU KEYPAD CONTROLLER ZONE-5
CDI-742-WT-6-6	1	RED LION PXU KEYPAD CONTROLLER LEFT BOTTOM DECK
CDI-742-WT-6-7	1	RED LION PXU KEYPAD CONTROLLER RIGHT BOTTOM DECK
CDI-434	1	6' FRONT HEAT SHIELD COMPLETE (MF: 6' REM CASE)
CDI-420	1	6' TOP HEAT SHIELD COMPLETE
CDI-421	1	6' BACK HEAT SHIELD COMPLETE
CDI-233-S	EA	CERAMIC WIRE NUT (SMALL)
CDI-233-M	EA	CERAMIC WIRE NUT (MEDIUM)
CDI-233-L	EA	CERAMIC WIRE NUT (LARGE)
CDI-398	2	LEFT & RIGHT SHOCK FOR FRONT LIFT GLASS
CDI-399	1	CENTER SHOCK FOR FRONT LIFT GLASS




BASIC EQUIPMENT PARTS BREAKDOWN  
for **Units with FLUORESCENT LIGHTS**

**8' HOT CASE-R 101** with *FLUORESCENT* lights

PART NUMBER	QTY	DESCRIPTION
CDI-518	2	PHILLIPS 2-F25T8 - 25 WATT FLORESENT- 35 1/4"
CDI-500	1	PHILLIPS F40T8-40 WATT FLORESENT - 60"-
CDI-774	1	TOP SECTION- LIGHT BALLAST
CDI-776	1	BOTTOM SECTION-LIGHT BALLAST
CDI-544	6	FLORESCENT BULB SOCKET(2008-2010)
CDI-642	2	TOP SECTION- HEATER TUBE 700WATTS
CDI-586	2	BOTTOM SECTION- HEATER TUBE 450 WATTS
CDI-47	4	HEATER TUBE-SOCKET
CDI-11	4 FT	GASKET- LEFT/ RIGHT
CDI-441	2	TOP SECTION "E" DOOR GASKET
CDI-495	2	BOTTOM SECTION "E" DOOR GASKET
CDI-502	1	TOP CENTER- DOOR SWIPE KIT
CDI-505	1	BOTTOM CENTER-DOOR SWIPE KIT
CDI-13	FT	GLASS- GASKET
CDI-149	4	BLACK TRIM LOCK
CDI-316	8 FT	HALF MOON GASKET
CDI-334	1	TOP LEFT DOOR
CDI-335	1	TOP RIGHT DOOR
CDI-336	1	TOP CENTER DOOR
CDI-337	1	BOTTOM LEFT DOOR
CDI-338	1	BOTTOM RIGHT DOOR
CDI-339	1	BOTTOM CENTER DOOR

Parts Breakdown Continued on Next Page >




BASIC EQUIPMENT PARTS BREAKDOWN  
for **Units with FLUORESCENT LIGHTS**

**8' HOT CASE-R 101** with *FLUORESCENT* lights (cont.)

PART NUMBER	QTY	DESCRIPTION
CDI-272	1	FRONT LIFT GLASS
CDI-53	8	SLIDING DOOR HANDLE WITH SCREWS
CDI-483	1	8' L LIFT GLASS HANDLE WITH GASKET
CDI-233-S	EA	CERAMIC WIRE NUT (SMALL)
CDI-233-M	EA	CERAMIC WIRE NUT (MEDIUM)
CDI-233-L	EA	CERAMIC WIRE NUT (LARGE)
CDI-607	1	BOTTOM FRONT LEXAN PRODUCT STOPPER
CDI-249	9	SOLID STATE RELAY
CDI-257	7	TOP SECTION (THERMO COUPLER) SENSOR PROBE
CDI-439	2	BOTTOM SECTION SENSOR PROBE
CDI-281	3	TOP HEAT SHIELD SPACER BARS
CDI-356	3	BACK HEAT SHIELD SPACER BARS
CDI-282	12	THUMB NUTS
CDI-398	2	LEFT & RIGHT SHOCK FOR FRONT LIFT GLASS
CDI-399	1	CENTER SHOCK FOR FRONT LIFT GLASS
CDI-395	1	ROCKER SWITCH
CDI-572	1	MAIN POWER SWITCH 40AMP/3POLE
CDI-611	1	HEATER TUBE SWITCH 30 AMP/2POLE
CDI-579-WT	7	ELEMENT 500W/208V NEW WATER CASES
CDI-621-WT	2	HEATER PLATE COMPLETE ASSY 500 WATT 208 VOLT - TOP -REM -WT Store consist: element, element mount.
CDI-580	2	ELEMENT ( BOTTOM DECK)
CDI-442-208V	2	BOTTOM DECK COMPLETE (LEFT SIDE)


*Parts Breakdown Continued on Next Page >*



BASIC EQUIPMENT PARTS BREAKDOWN  
for **Units with FLUORESCENT LIGHTS**

**8' HOT CASE-R 101** with *FLUORESCENT* lights (cont.)

PART NUMBER	QTY	DESCRIPTION
CDI-742-WT-8-1	1	RED LION PXU KEYPAD CONTROLLER - REM STORE - 8 HOT-R - ZONE #1
CDI-742-WT-8-2	1	RED LION PXU KEYPAD CONTROLLER - REM STORE - 8 HOT-R - ZONE #2
CDI-742-WT-8-3	1	RED LION PXU KEYPAD CONTROLLER - REM STORE - 8 HOT-R - ZONE #3
CDI-742-WT-8-4	1	RED LION PXU KEYPAD CONTROLLER - REM STORE - 8 HOT-R - ZONE #4
CDI-742-WT-8-5	1	RED LION PXU KEYPAD CONTROLLER - REM STORE - 8 HOT-R - ZONE #5
CDI-742-WT-8-6	1	RED LION PXU KEYPAD CONTROLLER - REM STORE - 8 HOT-R - ZONE #6
CDI-742-WT-8-7	1	RED LION PXU KEYPAD CONTROLLER - REM STORE - 8 HOT-R - ZONE #7
CDI-742-WT-8-8	1	RED LION PXU KEYPAD CONTROLLER - REM STORE - 8 HOT-R - ZONE #8 - LEFT BOTTOM DECK
CDI-742-WT-8-9	1	RED LION PXU KEYPAD CONTROLLER - REM STORE - 8 HOT-R - ZONE #9 - RIGHT BOTTOM DECK




BASIC EQUIPMENT PARTS BREAKDOWN  
for **Units with FLUORESCENT LIGHTS**

**8' MULTI-DECK 132** with *FLUORESCENT* lights

PART NUMBER	QTY	DESCRIPTION
CDI-632	6	PHILLIPS F28W/T5/830/ECO 28 WATT FLORESCENT 45 1/8 - FOR E2-V PROFILE
CDI-639	2	BALLAST
CDI-630	6	SOCKETS FOR LIGHTS
CDI-740	4	MALE PLUG YELLOW
CDI-741	4	FEMALE PLUG (SMALL) - YELLOW
CDI-200-4PIN	2	MALE & FEMALE PLUG IN RECEPTACLE FOR SHELF 4 PIN - quartz heater
CDI-200-5PIN	2	MALE & FEMALE PLUG IN RECEPTACLE FOR SHELF 5 PIN - lights
CDI-739-132	2	ELEMENT 800 WATT 208 VOLT-ROPE-FOIL BACK & HEAT SINK - 19" - TOP SHELVE FOR 8' MULTI-DECK -132
CDI-785-132	2	ELEMENT 800 WATT 208 VOLT ROPE -FOIL BACK HEAT SINK - 20 - MIDDLE SHELF -8' MULTI-DECK -132
CDI-845-132	2	ELEMENT 800 WATT 208 VOLT ROPE - FOIL BACK HEAT SINK FOR THE BOTTOM DECK 19 1/8 X 43 1/2 FOR 8' MULT-DECK-2 SHELF-132
CDI-767-19-132-L	1	8' MD -132 -19" SHELVE COMPLETE - TOP
CDI-767-19-132-R	1	8' MD -132 -19" SHELVE COMPLETE - TOP
CDI-767-20-132-L	1	8' MD -132 - 20 SHELVE COMPLETE - MIDDLE
CDI-767-20-132-R	1	8' MD -132 - 20 SHELVE COMPLETE - MIDDLE
CDI-819-132	2	8' MULTI-DECK - 132 - HOT DECK COMPLETE - ELEMENT 800 WATT 208 VOLT, PROBE, AND PANEL
CDI-773-132	6	QUARTZ HEATER TUBE - 200 WATT - 38 1/4 GOLD 208 VOLT
CDI-47	6	QUARTZ SOCKETS
CDI-801-132	1	LEXAN HEAT SHIELD - TOP FOR THE 8' MULTI-DECK -132- (2) 4' SECTION
CDI-683-132	4	LEXAN HEAT SHIELD/PRDUCT STOPPER - ALL SHELF
CDI-806-132	1	LEXAN HEAT SHIELD/PRODUCT STOPPER - BOTTOM DECK FOR 8' MULTI-DECK -132
CDI-895	15	SPACER & SCREWS

*Parts Breakdown Continued on Next Page >*



BASIC EQUIPMENT PARTS BREAKDOWN  
for Units with **FLUORESCENT LIGHTS**

**8' MULTI-DECK 132** with *FLUORESCENT* lights (cont.)

PART NUMBER	QTY	DESCRIPTION
CDI-651-8-1	1	RED LION CONTROLLER-TOP LEFT SHELF ZONE#1
CDI-651-8-2	1	RED LION CONTROLLER- RIGHT SHEF ZONE#2
CDI-651-8-3	1	RED LION CONTROLLER- MIDDLE LEFT ZONE#3
CDI-651-8-4	1	RED LION CONTROLLER-MIDDLE RIGHT ZONE#4
CDI-651-8-5	1	RED LION CONTROLLER-LEFT BOTTOM ZONE#5
CDI-651-8-6	1	RED LION CONTROLLER-RIGHT BOTTOM ZONE#6
CDI-846-132-LL	1	SLIDING REAR DOOR FOR 8' MULTI-DECK -132 TAKES (4) GLASS: 21 7/8 X 19" - LEFT DOOR - LEFT SIDE
CDI-846-132-LR	1	SLIDING REAR DOOR FOR 8' MULTI-DECK -132 TAKES (4) GLASS: 21 7/8 X 19" - LEFT DOOR - RIGHT SIDE
CDI-846-132-RL	1	SLIDING REAR DOOR FOR 8' MULTI-DECK -132 TAKES (4) GLASS: 21 7/8 X 19" - RIGHT DOOR - LEFT SIDE
CDI-846-132-RR	1	SLIDING REAR DOOR FOR 8' MULTI-DECK -132 TAKES (4) GLASS: 21 7/8 X 19" -RIGHT DOOR - RIGHT SIDE
CDI-828-132-T	1	DOOR TRACK FOR 8' MULTI-DECK - 132-TOP SECTION
CDI-828-132-B	1	DOOR TRACK FOR 8' MULTI-DECK -132- BOTTOM SECTION
CDI-13	per ft	GASKET, DOOR (OS) "E"
CDI-53	4	SLIDING DOOR HANDLE WITH SCREWS
CDI-69	16	DOOR GLIDES (For sliding doors)
CDI-383	1	CAUTION HOT LABEL - ENGLISH - Large
CDI-383-S	1	CAUTION HOT LABEL - SPANISH - small
CDI-880	1	CAUTION HOT LABLE - HAND - SURFACE
CDI-1001	1	CAUTION : PACAKAGE IS HOT
CDI-1030	1	19" S/S SHELF COVER FOR 8' MD-132 - POWDER COATED
CDI-1031	1	20" S/S SHELF COVER FOR 8' MD-132 -POWDER COATED



**Contact us with any  
questions or concerns:**

*Email:* [partorders@customdelisinc.com](mailto:partorders@customdelisinc.com)

*Phone:* [\(800\) 275-3159](tel:(800)275-3159)